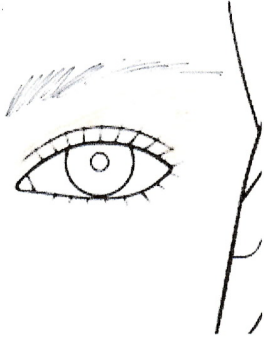


# Broadbents Dance Makeup Step by Step

**Step 1 :** Clean skin and or apply Primer

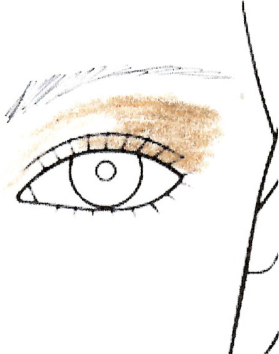
**Step 2 :** Foundation smoothed over skin with brush, fingers or sponge

**Step 3 :** Seal foundation with Powder ( Particularly if skin is slightly oily)



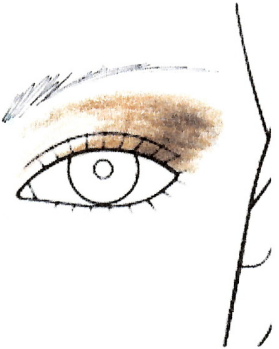
## **Step 4 : Eyes**

Using soft Beige from Palette apply eyeshadow to mobile lid and brush gently up to the brow bone. This forms the eyeshadow base. Bulk of the product should be on the mobile lid.



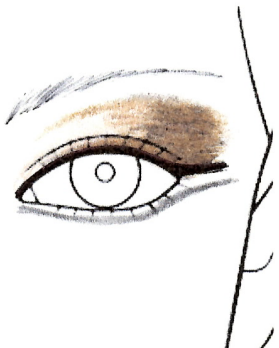
## **Step 5 :**

Apply chocolate eyeshadow from your palette at the outer corner of the eye sweeping inwards. Bring it up to the socket line and then slightly over so it can be seen when the eyes are open. Create an intense outer corner.



## **Step 6 :**

Add a little black to outer inside corner to add some depth and intensity. Remember blending is the key with all eye work, each colour needs to merge into the other. Then add some white just under the brows to highlight.



## **Step 7 :**

Pencil eyeliner under eye. Stay close under the bottomlashes and draw a line following the shape of the eye and sweeping out to a flick at the outer edge.

**Step 8 :** Apply Mascara and False lashes

## **Step 9:**

Using liquid liner draw a line along the top lashes and flick out at outer corner in line with the bottom flick but not connecting.

**Step 10:** Bronzer applied to cheekbones and lipstick and gloss applied to lips then you can seal the whole makeup with sealer spray.